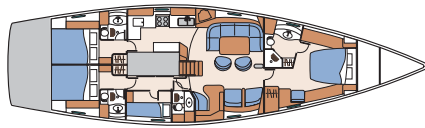
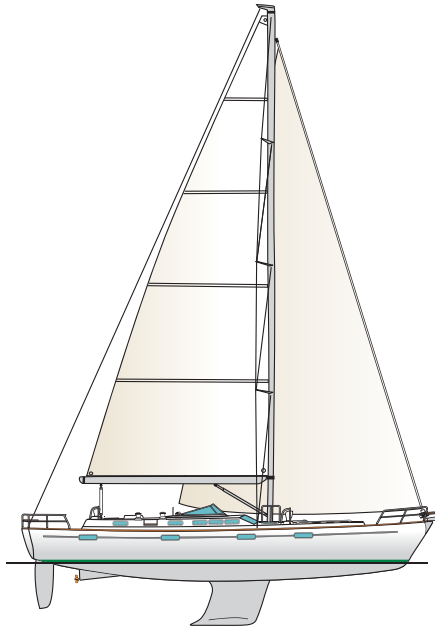
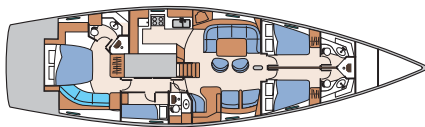


The Beneteau 57

Standard Equipment and Options



Fore owner's cabin



Aft owner's cabin

LOA	57'9"
Hull Length	56'5"
LWL	49'3"
Beam	16'4"
Displacement	47,399 lbs (approx)
Standard Sail Area	1,791 sq ft
Draft	(standard) 8'6" .. (optional) 6'11"
Ballast (standard)	16,535 lbs
Ballast (optional)	15,201 lbs
Fuel Capacity	127 gal
Water	264 gal
Auxiliary	110 hp
Hull Design: Farr Yacht Design	

Rig Dimensions: Mast	Classic
I	71'6"
J	21'4"
P	63'3"
E	22'6"

DECK

Solid wood toe rails and rounded return flange hull-to-deck joint
 Self-draining anchor locker w/electric windlass on deck
 Foredeck sail storage locker, accessible thru deck hatch
 Cockpit windscreen
 Solid wood removable cockpit floor w/access to engine
 Solid wood-inlaid cockpit seats
 Wooden cockpit table with storage
 800mm diameter steering wheel w/SS double spokes & compass
 Engine instrument panel in front of helm station
 Engine control on bulkhead
 Storage locker under aft cockpit seat
 (2) Rope storage lockers in cockpit & (2) side lockers
 (2) Storage lockers beneath the aft platform
 Hydraulic inlaid solid wood folding boarding platform (patented)
 Storage lockers for life raft under boarding platform steps
 Stainless steel swim ladder with wooden steps
 Hot & cold shower on aft platform
 28mm diameter SS pulpit w/teak step & navigation lights
 28mm diameter SS stern rail w/ring buoy support
 Stern rail seats
 Solid wood mounting board for outboard engine
 Stainless steel tapered stanchions
 Opening lifelines gates
 Double stainless steel lifelines
 Stainless steel hand rails on coach roof
 Stainless steel dorades & guards
 Stainless steel stemhead fitting with 2 anchor rollers
 Self-draining anchor locker with split hatches
 Electric windlass with up/down remote control, chain counter and up/down control from cockpit
 (8) Stainless steel mooring cleats
 (4) Winches in cockpit
 (2) Winch handles & 2 winch handle holders in cockpit
 (2) Adjustable genoa sheet turning blocks
 (2) Single ball-bearing Genoa sheet lead blocks
 Mainsheet traveller track (at far end of the boom)
 (2) 6 sheaves deck organizers
 (8) Deck stoppers
 Deck padeyes for spinnaker fittings
 Halyard storage at mast step
 Lewmar® deck hatches & opening portholes
 Fixed portholes on hull
 Port and starboard lights on bow pulpit
 Light on stern rail
 Steaming light on mast
 Anchor light at masthead
 Deck spotlights
 12 Volt outlet in cockpit
 (4) Adjustable cowls vents mounted on dorade boxes

MAST & RIGGING

Mast step fitting with articulated blocks
 Keel-stepped anodized aluminum tapered 9/10th mast, 3 spreaders
 2 folding steps on mast for mainsail access
 Anodized aluminum boom, w/outhaul and 2 reefing lines
 Roller furling Genoa system (electric as an option)
 Optional spinnaker pole and gear
 Stainless steel forestay chain plate fitted on bow
 Shroud chain plates w/27mm stainless steel tie rods
 Stainless steel backstay chain plates & standing rigging
 Twin backstay
 Rigid boom vang
 Grounded rigging
 (1) Genoa halyard & (1) main sail halyard
 (1) Boom topping lift & (2) boom reefing lines
 (1) Mainsail outhaul/flattener
 (2) Genoa sheets & (1) mainsheet
 (2) Main traveller car adjusting lines
 Optional sails (Standard yacht supplied without sails)
 Roller furling genoa (140%)
 (1) Full batten mainsail with track with slides and reefs

ACCOMMODATIONS

Iroko parquet flooring
 Mattresses & cushions covered w/"Bayer Dralon" fabric
 Mattresses are made of double density foam
 Slatted bed base in owner's cabin
 Cabin and salon portholes curtained w/drapes
 Heads portholes fitted with roller shades
 Each deck hatch fitted with a roller shade
 Blinds on panoramic ports above salon
SALON
 Companionway sliding hatch cover w/retractable door
 Curved wooden companionway steps
 Hanging wet locker to port
 Chart table and salon to starboard
 Dinette table and moveable chairs on port side
 Opening portholes & deck hatches
 Panoramic porthole above salon with integrated blinds
 Lockers alongside hull and storage under the settees.
 Rounded, removable woodwork hides keel-stepped mast
 Curved navigator's wooden seat with storage locker
 Storage in the chart table, drawer with tool set
 Table with a built in centreline bottle rack.
 (2) Moveable chairs (stored in crew cabin locker).
 (2) Fixed seats to starboard

CABINS

Opening portholes & deck hatches
 Double berth w/drawers beneath
 Hanging locker and shelves alongside the hull

Crew cabin

(2) Opening portholes on the coachroof
 Single berth w/two drawers beneath
 Locker for salon moveable chairs & shelves along hull
 Optional workshop/laundry instead of a crew cabin

GALLEY

Opening portholes & fixed hull porthole
 Double rectangular SS sinks
 Stainless steel 4 burner stove w/gimballed oven
 Electric overhead exhaust fan over the stove
 4.6 cubic foot refrigerator with front access SS door
 3.5 cubic foot ice box and refrigerator with top access

HEADS

Glass counter surface with integrated SS sink with tap
 Single lever mixing tap
 Large porcelain marine toilet (electrical in owner's cabin)
 Locker, mirrors, towel rail, glass rack, toilet paper holder

SAIL LOCKER

Shelves along the hull sides
 Stainless steel ladder for access
 Bow thruster

PLUMBING

Fresh water capacity 264 gal, in 4 tanks
 Deck mounted stainless steel water filler cap
 Tanks with baffles drain valves, gauges
 Hot/cold pressurized fresh water w/automatic pump compression tank
 Electric pump for discharge icebox
 11 gal water-heater, warmed by engine or 110 Volt
 Mixing taps in galley and heads
 Hot and cold cockpit shower
 Draining, bilge & sump pumps
 WC ITT PAR electrical marine toilet in owner's cabin
 WC ITT PAR manual marine toilets

ELECTRICAL

12 Volt and 110 Volt electrical circuits
 Conduits for standard and optional cabling
 (2) Alternators
 (2) Battery charger w/charge divider/isolator 120 Amp.
 (1) 12 Volt-140 AMP battery for motor-starting
 Service battery bank: (2) 24 Volt-140 AMP batteries
 12V electrical control panel, with 25 thermal breakers,
 panel lighting, cigar lighter, voltmeter, ampere-meter,
 battery test, water gauges
 Stereo/CD
 Electric windlass
 Bow thruster
 Pumps
 Navigation lights
 Refrigeration units
 110 Volt electrical circuit & electrical control panel
 110 Volt dockside connection, protected with differential breaker and distribution system
 Interior outlets in cabins, chart table, galley & salon
 11 Gallon Raritan water-heater (on engine too)
 (2) Battery chargers - (1) 20 Amp 12 Volt & (1) 40 Amp 24 Volt
 24 Volt lights
 Halogen overhead lighting in cabins, salon and galley
 Fluorescent overhead lighting in heads
 Courtesy lights in salon
 Overhead lighting in engine compartment
 Reading lights in cabins
 Automatic lighting in hanging lockers

ENGINE EQUIPMENT

Diesel engine, 4 cyl, 4 stroke, direct injection & supercharged, mech. reverse KM5A
 (2) Alternators - (1) 80 Amp 12 Volt & (1) 55 Amp 24 Volt
 55 40mm diameter propeller shaft w/GRP protection
 Three-bladed fixed prop (optional: folding prop)
 (1) 12 Volt 140 AMP engine starting battery
 Engine access from deck hatch, interior door & companionway

ENGINE

Yanmar diesels - 110 to 160 hp optional
 Engine compartment located under the central cockpit
 Companionway stairs on hinges w/hydraulic jacks
 Engine/mechanical compartment is soundproofed
 Location for engine, generator, battery charger and options as water maker, heating system
 Fuel capacity 127 gal in 2 tanks located in aft cabin
 Deck mounted stainless steel diesel filler cap
 (2) Rotomoulded tanks w/baffles drain valves & gauges
 Fuel filter/water separator on fuel line
 Optional fuel tank 49 gal

INSTRUMENTS

Engine instrument panel in front of helm station
 Panel-light, starting key, tachometer, hour-meter,
 oil-gauge, temperature indicator, temperature alarm,
 oil-pressure and fuel gauge
 Control for throttle and shift on bulkhead

GAS CIRCUIT

Gas bottle locker in aft platform for 2 gas bottles
 Copper gas feed line, with valve cut-out control at galley

NAVIGATION INSTRUMENT

Compass at helm station
 Optional navigation pack with: GPS, chart plotter, loch, speed, depth, wind unit

OPTIONS

Consult your dealer for all available options
 See additional specifications list for details